

Features



APDU 2015 Annual Conference

We are so excited about the conference we have moved the date up to September 1st and 2nd, 2015. The event will be held at the DoubleTree by Hilton - Crystal City.

[Add this event to your Outlook calendar by clicking here or the headline.](#)

More information is coming soon!

Blog Post: ACS 3-year Demographic Estimates Are History

Census leaders described the hard decisions they have to make when allocating their limited resources. Essentially, the 3-year estimates will not be published next fall for 2012-2014 due to the \$15 million shortage resulting from the \$124 million cut to the Census budget, all coming from the Periodic Programs and Censuses account.

News

5 Q's for Maksim Pecherskiy, San Diego's Chief Data Officer

The Center for Data Innovation spoke with Maksim Pecherskiy, San Diego's first Chief Data Officer. Pecherskiy discussed the benefits of open government data and the development of an Open Data Portal for San Diego.

MD's Council on Open Data Could Make GIS Nerds Happy

A proposed bill, backed by the state's new Council on Open Data, would make sure mapping data is made available for free.

Budget Proposal Aggressive on Data

The Obama Administration released a proposed 2016 Budget with significant funding increases and legislative proposals designed to make better use of data to improve workforce and education policies.

2016 President's Budget for the Bureau of Labor Statistics

President Obama presented to Congress his fiscal year 2016 budget request. That request proposes \$632.7 million in funding for BLS for the year beginning October 1, 2015. That is an increase of \$40.5 million over the funding BLS received for fiscal year 2015.

New & Updated Data Sources

CEDS Version 5 Has Been Released

The National Center for Education Statistics (NCES) is pleased to announce the release of Common Education Data Standards (CEDS) Version 5. CEDS is a national collaborative effort to develop voluntary, common data standards for a key set of education data elements to streamline the exchange, comparison, and understanding of data within and across P-20W institutions and sectors. CEDS Version 5 includes a broad scope of elements spanning much of the P-20W spectrum and includes nearly 250 new and updated data elements and 1,580 unique elements.

Visualization of the Week

February 5, 2015

Not an APDU Member? Become one today!
Check out our membership benefits.

JOIN HERE

APDU Social Media



APDU Events

**Public Data University 201 Webinar:
Intermediate Applications of Data Sets:
Bureau of Economic Analysis
Accessing Regional Data**

February 18, 2015
3:00 PM - 4:00 PM EST
[More information](#)

Non-APDU Events

**C2ER/LMI Institute Monthly Webinar Series:
Strengthening Labor Market Information with
Enhanced Wage Records**

February 10, 2015
2:00 PM - 3:00 PM EST
[More information](#)

Pricing:

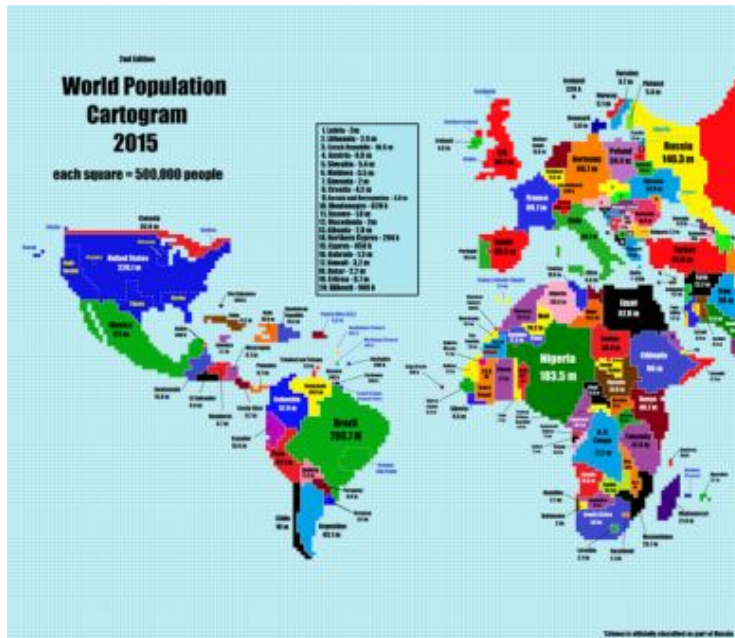
APDU & C2ER Members, LMI Institute Member
States & Affiliate Members: FREE

Non-Members: \$50

**Department of Health and Human Services
National Committee on Vital and Health
Statistics (NCVHS), Full Committee Meeting**

February 24 - 25, 2015
Hyattsville, MD
[More information](#)

Department of Health and Human Services
National Committee on Vital and Health Statistics



Mapping Countries By Population

World maps distort? it's inherent in their design. Take a spherical object (the Earth) and try to represent it on a flat plane (paper), and some parts of the sphere are going to get stretched. On most maps, Canada and Russia get puffed up, while countries along the equator get shrunk. Every now and then, though, you stumble across a map that enlightens.

Notable Data Publications

GOVERNMENT

Bureau of Labor Statistics - Union Membership Rate in Private Industry was 6.6% in 2014; Public Sector 35.7%

Census Bureau

- [America's Families and Living Arrangements: 2014](#)
- [Released Publications by State](#)
- Centers for Disease Control and Prevention
- [Emergency Department Visits for Motor Vehicle Traffic Injuries: United States, 2010/2011](#)
- [Strategies Used by Adults to Reduce Their Prescription Drug Costs: United States, 2013](#)
- National Center for Education Statistics - Revenues and Expenditures for Public Elementary and Secondary School Districts: School Year 2011-12 (Fiscal Year 2012)

Did you work on a great report that you want your colleagues to know about? Just email us and we'll include it here.

Calls for Comment

APDU maintains a list of open calls for comment on [proposed federal data collections](#). We periodically alert APDU members to newly added calls for comment. Over the last several weeks, calls for comment on the following proposed data collections were published in the Federal Register (with due date):

Bureau of Justice Statistics

2015 Police Public Contact Survey (March 30, 2015)

Census Bureau

Annual Wholesale Trade Survey (February 27, 2015)

Census Scientific Advisory Committee (March 4, 2015)

Federal Highway Administration, Department of Transportation

Inventory of State Police Accident Reports (PAR) and Serious Injury Reporting (March 5, 2015)

National Telecommunications and Information Administration

Current Population Survey 2015 (April 6, 2015)

The [Association of Public Data Users](#) (APDU) is a national membership network that links users, producers, and disseminators of government statistical data.

APDU is managed by the [Center for Regional Economic Competitiveness](#) (CREC).

Like the APDU Data Update? Share it with your social network!
[\[facebooklike\]](#) [\[twittertweet\]](#) [\[linkdinshare\]](#) [\[googleplusone\]](#)

(NCVHS) Subcommittee on Standards

February 26, 2015
 Hyattsville, MD
[More information](#)

Consortium of Social Science Associations 2015 COSSA Annual Meeting

March 9, 2015
 Washington, DC
[More information](#)

C2ER/LMI Institute Monthly Webinar Series: PatentsView: A New Patent Data Visualization Tool

March 10, 2015
 2:00 PM - 3:00 PM EST
[More information](#)

Pricing:

APDU & C2ER Members, LMI Institute Member
 States & Affiliate Members: FREE

Non-Members: \$50

American Statistical Association Nominations: 2015 Julius Shiskin Memorial Award for Economic Statistics

Deadline: March 16, 2015
[More information](#)

Bureau of Economic Analysis Meeting of Bureau of Economic Analysis Advisory Committee

May 8, 2015
 Washington, DC
[More information](#)

Journal of Policy Analysis and Management Call for Papers: Big Data and Public Policy

Deadline: May 15, 2015
[More information](#)

National Center for Education Statistics 2015 NCES Summer Forum and STATS-DC Data Conference

July 6 ? July 10, 2015
 Washington, DC
 Mark Your Calendars

apdu

Weekly

Features

[New Health Care Statistics Released](#)

New statistics tracking the changes in the prices to treat different diseases are now available in a new report on the Bureau of Economic Analysis' Health Care Satellite Account. The statistics ? the first of their kind ? provide information about the changes in prices to treat different diseases ? illustrating trends in prices over time.

News

[County Supervisors OK Creation of Open-Data Website](#)

The Los Angeles County Board of Supervisors took a large step Tuesday toward joining the growing "open data" movement of making government statistics readily available to anyone with a computer and Internet connection. Supervisors authorized creation of a website to be a "one-stop shop" for information on budgets, crime statistics, welfare and the like that could be used and redistributed without any legal, social or technological limitations.

[Observatory of Economic Complexity](#)

The Observatory of Economic Complexity is a tool that allows users to quickly compose a visual narrative about countries and the products they exchange. It was Alexander Simoes' Master Thesis in Media Arts and Sciences at the MIT Media Lab.

[Call for Papers: Big Data and Public Policy](#)

The Journal of Policy Analysis and Management (JPAM) invites the submission of manuscripts for a special symposium on "Big Data and Public Policy." Initial submissions for this symposium will be accepted until May 15, 2015.

[7 Traps to Avoid Being Fooled by Statistical Randomness](#)

What conclusions can we draw from discussion of being "fooled by randomness"? What are the traps that we can fall into? Kirk Borne examines this topic at the blog Analytic Bridge.

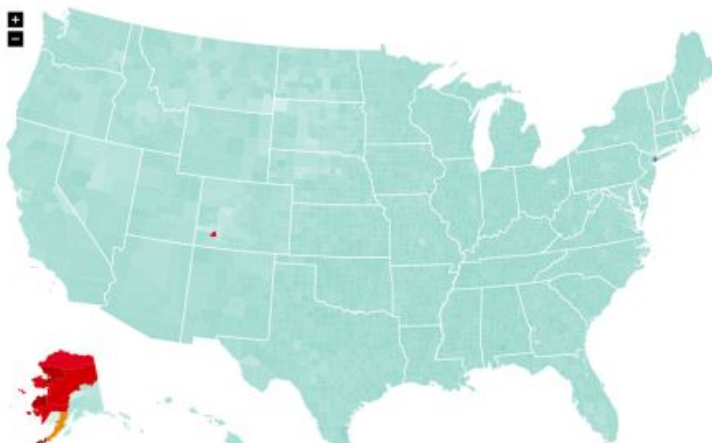
New & Updated Data Sources

[U.S. Census Bureau Releases 2009-2013 ACS 5-Year PUMS](#)

PUMS files are a set of anonymized untabulated records that data users can access to create custom tables that are not available through pre-tabulated (or summary) ACS data products. To read more about how the PUMS files are created, browse code lists, or look up subjects, you can visit the PUMS Documentation Page. To access PUMS data, please visit American FactFinder, the FTP site, or DataFerrett.

Visualization of the Week

Select one or more modes of transportation. Counties are colored by most common among selection.



[Interactive: How Americans Get to Work](#)

With estimates from the United States Census Bureau's 2013 American Community Survey, it is possible gain a little bit of an idea of what it's like across the country. The map included shows county-level data on how people get

January 29, 2015

Not an APDU Member? Become one today!
Check out our membership benefits.

JOIN HERE

APDU Social Media



APDU Events

**Public Data University 201 Webinar:
Intermediate Applications of Data Sets:
Bureau of Economic Analysis
Accessing Regional Data**

February 18, 2015
3:00 PM - 4:00 PM EST
[More information](#)

Non-APDU Events

**C-SPAN and Census Bureau
America by the Numbers**

January 30, 2015
[More information](#)

**U.S. Department of Labor and Workforce 3
One Webinar:
Using and Communicating Data to Drive High
Performing Sector Strategies**

February 4, 2015
2:00 PM - 3:30 PM EST
[More information](#)

**C2ER/LMI Institute Monthly Webinar Series:
Strengthening Labor Market Information with
Enhanced Wage Records**

February 10, 2015
2:00 PM - 3:00 PM EST
[More information](#)

Pricing:
APDU & C2ER Members, LMI Institute Member
States & Affiliate Members: FREE

Non-Members: \$50

to work.

Notable Data Publications

GOVERNMENT

Agency for Healthcare Research and Quality - Trends in National Health Care Expenses Per Person in the U.S. Civilian Noninstitutionalized Population, 1996-2012

Bureau of Labor Statistics - Analysis of the Current Employment Statistics Program Using Customer Outreach Survey Results

Census Bureau - 2014 Current Population Survey Annual Social & Economic Supplement Research Files

Centers for Disease Control and Prevention - Hospitalizations for Patients Aged 85 & Over in the United States, 2000-2010

Congressional Budget Office - Final Sequestration Report for Fiscal Year 2015

Department of Agriculture - Improving Health Through Nutrition Research: An Overview of the U.S. Nutrition Research System

Small Business Administration - Small Business Lending in the United States 2013

NON-PROFITS & FOUNDATIONS

Pew Research - The Data on Women Leaders

Did you work on a great report that you want your colleagues to know about? Just email us and we'll include it here.

Calls for Comment

APDU maintains a list of open calls for comment on proposed federal data collections. We periodically alert APDU members to newly added calls for comment. Over the last several weeks, calls for comment on the following proposed data collections were published in the Federal Register (with due date):

Bureau of Economic Analysis

Quarterly Survey of Foreign Direct Investment in the United States? Transactions of U.S. Affiliate with Foreign Parent (February 24, 2015)

Census Bureau

2016-2018 American Community Survey Methods Panel Testing (March 23, 2015)

Centers for Disease Control and Prevention

National Occupational Research Agenda (March 24, 2015)

2015 National Survey of Children's Health Pretest (March 23, 2015)

Department of Education

High School Longitudinal Study of 2009 Second Follow-up Field Test and Main Study Panel Maintenance 2015 (February 23, 2015)

Federal Deposit Insurance Corporation

National Survey of Unbanked and Underbanked Households (March 23, 2015)

U.S. Geological Survey

Nonferrous Metals Surveys (March 30, 2015)

Department of Health and Human Services
National Committee on Vital and Health
Statistics (NCVHS), Full Committee Meeting

February 24 - 25, 2015

Hyattsville, MD

[More information](#)

Department of Health and Human Services
National Committee on Vital and Health Statistics
(NCVHS) Subcommittee on Standards

February 26, 2015

Hyattsville, MD

[More information](#)

Consortium of Social Science Associations
2015 COSSA Annual Meeting

March 9, 2015

Washington, DC

[More information](#)

C2ER/LMI Institute Monthly Webinar Series:
PatentsView: A New Patent Data Visualization
Tool

March 10, 2015
2:00 PM - 3:00 PM EST

[More information](#)

Pricing:

APDU & C2ER Members, LMI Institute Member
States & Affiliate Members: FREE

Non-Members: \$50

American Statistical Association
Nominations: 2015 Julius Shiskin Memorial
Award for Economic Statistics

Deadline: March 16, 2015

[More information](#)

Bureau of Economic Analysis
Meeting of Bureau of Economic Analysis
Advisory Committee

May 8, 2015

Washington, DC

[More information](#)

Journal of Policy Analysis and Management
Call for Papers: Big Data and Public Policy

Deadline: May 15, 2015

[More information](#)

National Center for Education Statistics
2015 NCES Summer Forum and STATS-DC
Data Conference

July 6 - July 10, 2015

Washington, DC

Mark Your Calendars

The Association of Public Data Users (APDU) is a national membership network that links users, producers, and disseminators of government statistical data.

APDU is managed by the Center for Regional Economic Competitiveness (CREC).

Like the APDU Data Update? Share it with your social network!

[facebooklike] [twittertweet] [lnkdinshare] [googleplusone]

apdu

Weekly

Features

[The Open Data Handbook](#)

This handbook introduces you to the legal, social and technical aspects of open data. It can be used by anyone but is especially useful for those working with government data. It discusses the why, what and how of open data? why to go open, what open is, and the how to do open.

News

[A Tour of America's Futures](#)

To help visualize the future, the Urban Institute developed a tool as part of the "Mapping America's Futures" series that projects local-level population trends out to 2030.

[The Data Gap](#)

The importance of data-driven services and programs has grown significantly in recent years, especially in health care, education and financial services. But not all segments of society are benefiting from the explosion in data collection, leading to what some experts are calling a data divide.

[5 Q's for Ross Wilkinson: Australian National Data Service](#)

The Center for Data Innovation spoke with Dr. Ross Wilkinson, Executive Director of the Australian National Data Service. Dr. Wilkinson discussed how Australia is improving its research data sharing infrastructure.

[Harnessing Data Power to Expand Opportunity](#)

Produced by PolicyLink and PERE (Program for Environmental and Regional Equity), the newly created National Equity Atlas makes it possible to track, measure, and make the case for inclusive growth in America's regions and states, and nationwide.

New & Updated Data Sources

[BLS to Publish Adjusted Data for Asians & Hispanics](#)

With the release of January 2015 data on February 6, 2015, the U.S. Bureau of Labor Statistics (BLS) will begin publishing monthly seasonally adjusted labor force data for Asians and for Hispanic adult men, adult women, and teenagers in The Employment Situation news release.

[Corrections Statistical Analysis Tool \(CSAT\) - Probation](#)

This dynamic analysis tool allows you to examine data collected by the Annual Probation Survey on adult probationers. It includes all adults, regardless of conviction status, who have been placed under the supervision of a probation agency as part of a court order.

Visualization of the Week

January 22, 2015

**Not an APDU Member? Become one today!
Check out our membership benefits.**

JOIN HERE

APDU Social Media



APDU Events

**Public Data University 201 Webinar:
Intermediate Applications of Data Sets:
Bureau of Economic Analysis
Accessing Regional Data**

February 18, 2015
3:00 PM - 4:00 PM EST
[More information](#)

Non-APDU Events

**U.S. Department of Labor and Workforce 3
One Webinar:
Using and Communicating Data to Drive High
Performing Sector Strategies**

February 4, 2015
2:00 PM - 3:30 PM EST
[More information](#)

**C2ER/LMI Institute Monthly Webinar Series:
Strengthening Labor Market Information with
Enhanced Wage Records**

February 10, 2015
2:00 PM - 3:00 PM EST
[More information](#)

Pricing:
APDU & C2ER Members, LMI Institute Member
States & Affiliate Members: FREE

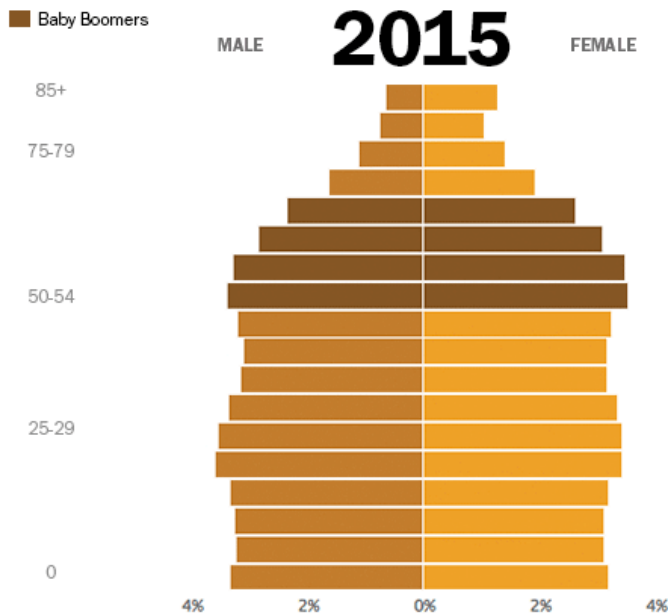
Non-Members: \$50

**Consortium of Social Science Associations
2015 COSSA Annual Meeting**

March 9, 2015
Washington, DC
[More information](#)

NEXT AMERICA

Percent of U.S. Population by Age Group, 1950-2060



PEW RESEARCH CENTER

Pew Research Center Data Visualizations from 2014

The design staff at Pew Research looked back through their 2014 archive, and these graphics stood out as almost universal favorites. These visualizations presented a particular challenge and, for each of them, Pew staff talk about the approach they took in presenting the data.

Notable Data Publications

GOVERNMENT

Bureau of Labor Statistics - [Workweek of Production Employees in Manufacturing at or Above 42.0 Hours for 9 Months in 2014](#)

National Science Foundation - [Employment of Postdoctoral Researchers at Federally Funded R&D Centers Declined in 2013](#)

Centers for Disease Control and Prevention

- [Cigarette Smoking & Lung Obstruction Among Adults Aged 40-79: United States, 2007-2012](#)
 - [Diagnoses of HIV Infection in the United States & Dependent Areas, 2012](#)
- National Center for Education Statistics - [Restricted-Use Kindergarten-First Grade Data File & Electronic Codebook](#)

NON-PROFITS & FOUNDATIONS

Demographic Research - [A Multistate Model to Project Elderly Disability in Case of Limited Data](#)

Pew Research - [The Data on Women Leaders](#)

Did you work on a great report that you want your colleagues to know about? Just email us and we'll include it here.

Calls for Comment

APDU maintains a list of open calls for comment on [proposed federal data collections](#). We periodically alert APDU members to newly added calls for comment. Over the last several weeks, calls for comment on the following proposed data collections were published in the Federal Register (with due date):

Agency for Healthcare Research and Quality, HHS

CAHPS Clinician & Group (CG-CAHPS) Survey (February 20, 2015)
Census Bureau

2015 Census Test (February 11, 2015)
Food Safety and Inspection Service

Establishment-Specific Data Release Strategic Plan (March 16, 2015)
U.S. Geological Survey

Classification of Biogeomorphic Attributes and Imagery of Coastal Habitats (February 20, 2015)

The [Association of Public Data Users \(APDU\)](#) is a national membership network that links users, producers, and disseminators of government statistical data.

APDU is managed by the [Center for Regional Economic Competitiveness \(CREC\)](#).

Like the APDU Data Update? Share it with your social network!
[facebooklike] [twittertweet] [linkindshare] [googleplusone]

C2ER/LMI Institute Monthly Webinar Series: PatentsView: A New Patent Data Visualization Tool

March 10, 2015
2:00 PM - 3:00 PM EST
[More information](#)


Pricing:

APDU & C2ER Members, LMI Institute Member States & Affiliate Members: FREE

Non-Members: \$50

American Statistical Association Nominations: 2015 Julius Shiskin Memorial Award for Economic Statistics

Deadline: March 16, 2015
[More information](#)



Features



[Save the date for the 2015 Annual Conference!](#)

The Association of Public Data Users is proud to announce the dates and location for the 2015 Annual Conference. The event will be held September 22-23, 2015 at the DoubleTree by Hilton - Crystal City. More details to come, [click here to add to your Outlook calendar.](#)

News

[Profile of New BEA Director in Amstat News](#)

Bureau of Economic Analysis (BEA) Director Brian Moyer was recently profiled in Amstat News, the membership newsletter of the American Statistical Association (ASA). The piece gives readers a closer look at the new BEA head, whose tenure began in September 2014, as well as a deeper understanding of the agency itself.

[The 10 Best Books on Data Innovation of 2014](#)

The Center for Data Innovation presents its recommendations for the 10 Best Books on Data Innovation of 2014.

[The 12+ Unmissable Big Data Stories of the Past Year](#)

2014 was an eventful year for those of us watching for the impact that big data is having on society.

[Uber Strikes Deal to Share its Data with City Planners](#)

In a blog post, the car-booking service explains that it's to begin sharing certain ride data with the city of Boston.

New & Updated Data Sources

[2015 Promises More Data from BEA on Foreign Investment](#)

New statistics slated to be unveiled later on in 2015 will provide information on things like when a foreign company launches a new business in this country or expands an existing one by building a new plant.

Visualization of the Week

January 15, 2015

**Not an APDU Member? Become one today!
Check out our membership benefits.**

JOIN HERE

APDU Social Media



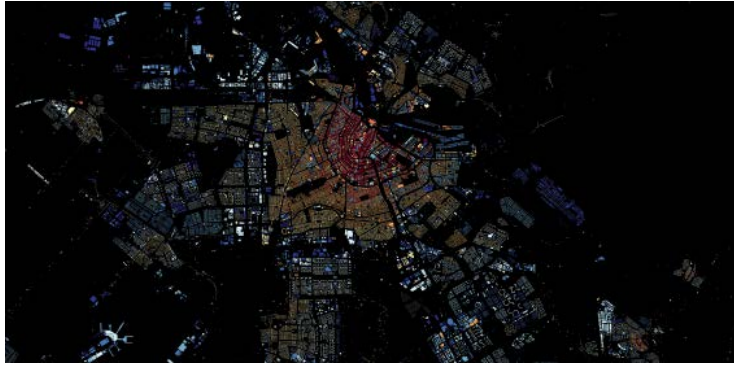
Non-APDU Events

**Center for Data Innovation Virtual Conference
Data Innovation Day**

January 22, 2015
[More information](#)

**Consortium of Social Science Associations
2015 COSSA Annual Meeting**

March 9, 2015
Washington, DC
[More information](#)



9,866,539 Buildings in the Netherlands Visualized by Age

Bert Spaan of the Waag Society, an Institute for Art, Science, and Technology in Amsterdam, created a map of the Netherlands that visualizes all of the country's nearly 10 million buildings by age. By using data taken from CitySDK, a toolkit co-funded by the European Union for developing application programming interfaces for cities, Spaan created an interactive, color-coded visualization of the Netherlands that lets users zero in on any of the 9,866,539 buildings in the country.

Notable Data Publications

GOVERNMENT

Agency for Healthcare Research and Quality

- [The Long-Term Uninsured in America, 2009-2012 \(Selected Intervals\): Estimates for the U.S. Civilian Noninstitutionalized Population under Age 65](#)
- [Overview of Hospital Stays for Children in the United States, 2012](#)
 - [Bureau of Labor Statistics - Women in the Labor Force: A Databook](#)
 - [Census Bureau - A Child's Day: Living Arrangements, Nativity, and Family Transitions: 2011 \(Selected Indicators of Child Well-Being\)](#)
 - [Centers for Disease Control and Prevention - Prescription Cholesterol-lowering Medication Use in Adults Aged 40 and Over: United States, 2003-2012](#)
 - [Congressional Budget Office - Updated Death and Injury Rates of U.S. Military Personnel During the Conflicts in Iraq and Afghanistan: Working Paper 2014-08](#)
 - [Government Accountability Office - Challenges in Matching Student and Worker Information Raise Concerns about Longitudinal Data Systems](#)
 - [National Science Foundation - U.S. Knowledge-Intensive Services Industries Employ 18 Million and Pay High Wages](#)

NON-PROFITS & FOUNDATIONS

Annie E. Casey Foundation

- [Housing Burden Disproportionately Affects Children of Color](#)
- [More Children With Parents Who Lack Secure Employment](#)

Did you work on a great report that you want your colleagues to know about? Just [email us](#) and we'll include it here.

Calls for Comment

APDU maintains a list of open calls for comment on [proposed federal data collections](#). We periodically alert APDU members to newly added calls for comment. Over the last several weeks, calls for comment on the following proposed data collections were published in the Federal Register (with due date):

Administration for Children and Families

[National Child Abuse and Neglect Data System \(March 9, 2015\)](#)

Bureau of Labor Statistics

[Telephone Point of Purchase Survey \(February 9, 2015\)](#)

Department of Agriculture

[Agricultural Labor Survey \(February 11, 2015\)](#)

Food and Drug Administration

[Study Data Technical Conformance Guide, Version 2.0 \(Guide\) \(December 31, 2015\)](#)

The [Association of Public Data Users](#) (APDU) is a national membership network that links users, producers, and disseminators of government statistical data.

APDU is managed by the [Center for Regional Economic Competitiveness](#) (CREC).

Like the APDU Data Update? Share it with your social network!
[facebooklike] [twittertweet] [linkinshare] [googleplusone]

apdu

Weekly

Features

APDU Guest Blog Post: The BLS Funding Situation

Kitty Smith of Friends of the Bureau of Labor Statistics and Executive Director of the Council of Professional Associations on Federal Statistics has written an APDU blog post on the funding situation at the BLS. She examines the declining appropriations given to the BLS, effects on the agency's functions, and how these changes came to be.

The objectives of the Friends of BLS group are to: 1. Create a network of users of BLS data and information to facilitate the distribution of information, opinions, and ideas about BLS among users; 2. Act as a reservoir of individuals and organizations who could participate in seminars and other educational events for the public and for public policy decision makers about the utility and overall value of BLS programs; and 3. Support the BLS as an institution that provides critical data and tools to a wide variety of users for a wide variety of purposes.

Membership in the Friends of the Bureau of Labor Statistics coalition is free of charge. Individuals, associations and other organizations, and private firms are all eligible for membership.

News

White House and Census Clash Over College Ed. Data

The White House spelled out a plan to rank the nation's 5,000 colleges and universities, reasoning that students need more information before committing to the hefty expense of higher education. At the same time, and with much less fanfare, the U.S. Census Bureau has proposed ending its efforts to collect data on college majors.

SEC Announces Program for Corporate Financial Data

The Securities and Exchange Commission today announced the launch of a pilot program to facilitate investor analysis and comparisons of public company financial statement data.

Researchers Criticize Plan to Remove Key ACS Question

As noted previously in the APDU update, the U.S. Census Bureau wants to stop asking people in a key national survey about their field of study.

5 Q's for Christopher Whitaker, Civic Tech Organizer

The Center for Data Innovation spoke with Christopher Whitaker, a consultant and civic works project manager for the Smart Chicago Collaborative, a nonprofit that has become a critical part of Chicago's booming data scene, bringing together the government and developer communities and providing support for new civic applications.

New & Updated Data Sources

O*NET Tools and Technology Updated

The National O*NET Center has released their annual update to their Tools and Technology database. This database includes over 60,000 tools and technologies and covers all 973 occupations included in the current O*NET Taxonomy.

Improved Search and QuickFacts Enhance Census Bureau's Website

As a direct result of customer feedback, the Census Bureau recently updated two key tools on census.gov with new features to make accessing statistics easier.

Visualization of the Week

January 8, 2015

**Not an APDU Member? Become one today!
Check out our membership benefits.**

JOIN HERE

APDU Social Media



APDU Events

Public Data University 301 Webinar:

Federal Spending in the States

January 14, 2015
3:00 PM - 4:00 PM EST
[More information](#)

Presenter:

Sam Rosen-Amy, Associate, Pew Charitable Trusts

Pricing:

APDU & C2ER Members, LMI Institute Member
States & Affiliate Members: FREE

Non-Members: \$50

Non-APDU Events

**2020 Census Quarterly Program Management
Review Webcast
Census Bureau**

January 9, 2015
9:00 AM - 4:15 PM
[More information](#)

**C2ER/LMI Institute Webinar:
National Association of Counties 2014 County
Economic Tracker**

January 13, 2015
2:00 PM - 3:00 PM EST
[More information](#)

Pricing:


C2ER, APDU, & LMI Institute Members: FREE

Non-Members: \$50

49 U.S.C. 5335(a) and (b) National Transit Database (February 27, 2015)
Office of the Secretary, Department of the Interior

Source Directory of American Indian and Alaska Native Owned and Operated Arts and Crafts Businesses
(January 28, 2015)

APDU Weekly



Features



[Save the date for the 2015 Annual Conference!](#)

The Association of Public Data Users is proud to announce the dates and location for the 2015 Annual Conference. The event will be held September 22-23, 2015 at the DoubleTree by Hilton - Crystal City. More details to come, click [here to add to your Outlook calendar](#).

News

[Profile of New BEA Director in Amstat News](#)

Bureau of Economic Analysis (BEA) Director Brian Moyer was recently profiled in Amstat News, the membership newsletter of the American Statistical Association (ASA). The piece gives readers a closer look at the new BEA head, whose tenure began in September 2014, as well as a deeper understanding of the agency itself.

[The 10 Best Books on Data Innovation of 2014](#)

The Center for Data Innovation presents its recommendations for the 10 Best Books on Data Innovation of 2014.

[The 12+ Unmissable Big Data Stories of the Past Year](#)

2014 was an eventful year for those of us watching for the impact that big data is having on society.

[Uber Strikes Deal to Share its Data with City Planners](#)

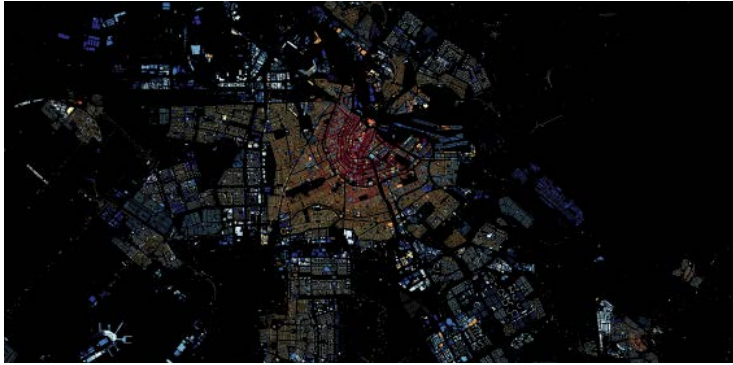
In a blog post, the car-booking service explains that it's to begin sharing certain ride data with the city of Boston.

New & Updated Data Sources

[2015 Promises More Data from BEA on Foreign Investment](#)

New statistics slated to be unveiled later on in 2015 will provide information on things like when a foreign company launches a new business in this country or expands an existing one by building a new plant.

Visualization of the Week



[9,866,539 Buildings in the Netherlands Visualized by Age](#)

Bert Spaan of the Waag Society, an Institute for Art, Science, and Technology in Amsterdam, created a map of the Netherlands that visualizes all of the country's nearly 10 million buildings by age. By using data taken from CitySDK, a toolkit co-funded by the European Union for developing application programming interfaces for cities, Spaan created an interactive, color-coded visualization of the Netherlands that lets users zero in on any of the 9,866,539 buildings in the country.

Notable Data Publications

GOVERNMENT

Agency for Healthcare Research and Quality

- [The Long-Term Uninsured in America, 2009-2012 \(Selected Intervals\): Estimates for the U.S. Civilian Noninstitutionalized Population under Age 65](#)
- [Overview of Hospital Stays for Children in the United States, 2012](#)
 - [Bureau of Labor Statistics - Women in the Labor Force: A Databook](#)
 - [Census Bureau - A Child's Day: Living Arrangements, Nativity, and Family Transitions: 2011 \(Selected Indicators of Child Well-Being\)](#)
 - [Centers for Disease Control and Prevention - Prescription Cholesterol-lowering Medication Use in Adults Aged 40 and Over: United States, 2003?2012](#)
 - [Congressional Budget Office - Updated Death and Injury Rates of U.S. Military Personnel During the Conflicts in Iraq and Afghanistan: Working Paper 2014-08](#)
 - [Government Accountability Office - Challenges in Matching Student and Worker Information Raise Concerns about Longitudinal Data Systems](#)
 - [National Science Foundation - U.S. Knowledge-Intensive Services Industries Employ 18 Million and Pay High Wages](#)

NON-PROFITS & FOUNDATIONS

Annie E. Casey Foundation

- [Housing Burden Disproportionately Affects Children of Color](#)
- [More Children With Parents Who Lack Secure Employment](#)

Did you work on a great report that you want your colleagues to know about? Just [email](#) us and we'll include it here.

Calls for Comment

APDU maintains a list of open calls for comment on [proposed federal data collections](#). We periodically alert APDU members to newly added calls for comment. Over the last several weeks, calls for comment on the following proposed data collections were published in the Federal Register (with due date):

Administration for Children and Families

National Child Abuse and Neglect Data System (March 9, 2015)

Bureau of Labor Statistics

Telephone Point of Purchase Survey (February 9, 2015)

Department of Agriculture

Agricultural Labor Survey (February 11, 2015)

Food and Drug Administration

Study Data Technical Conformance Guide, Version 2.0 (Guide) (December 31, 2015)