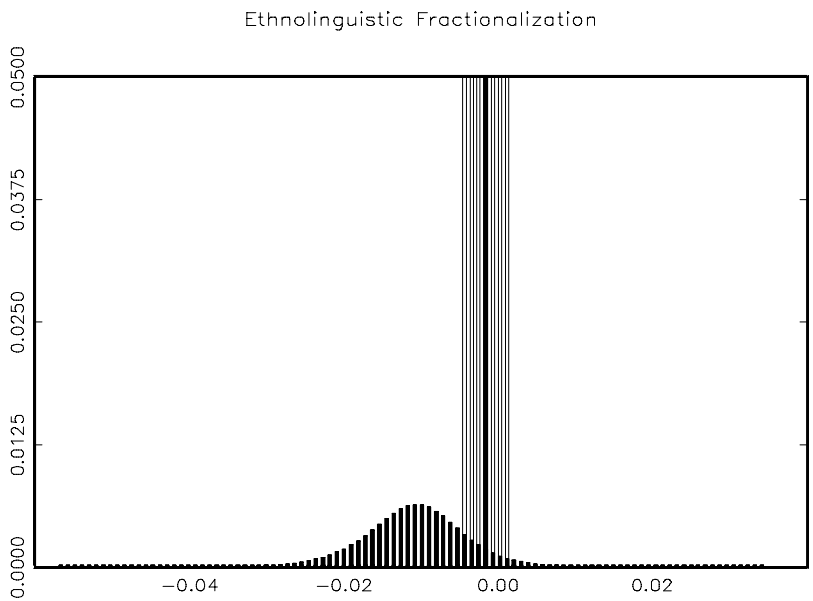
Ethnolinguistic Fractionalization
0.0000
0.0125
0.0250
0.0375
0.0500
−0.04
−0.02
0.00
0.02

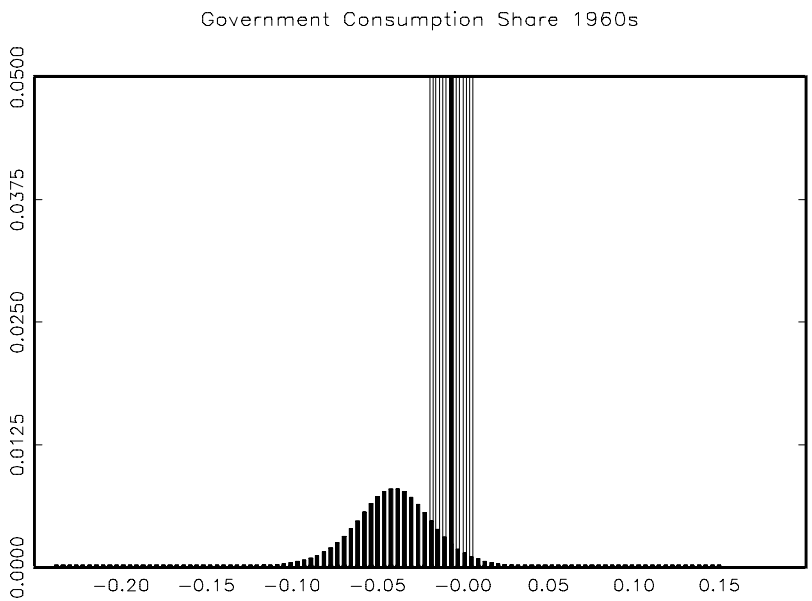
Government Consumption Share 1960s
0.0000
0.0125
0.0250
0.0375
0.0500
−0.20
−0.15
−0.10
−0.05
−0.00
0.05
0.10
0.15

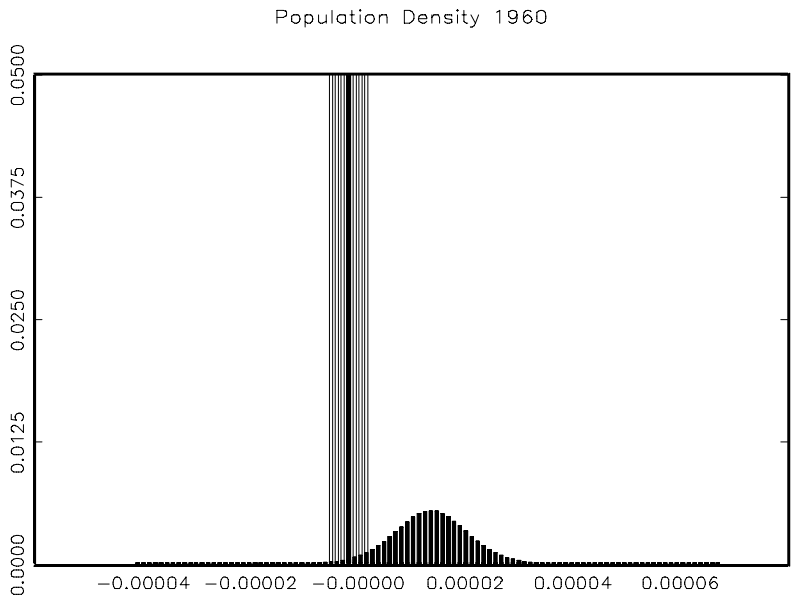
Population Density 1960
0.0000
0.0125
0.0250
0.0375
0.0500
−0.00004
−0.00002
−0.00000
0.00002
0.00004
0.00006

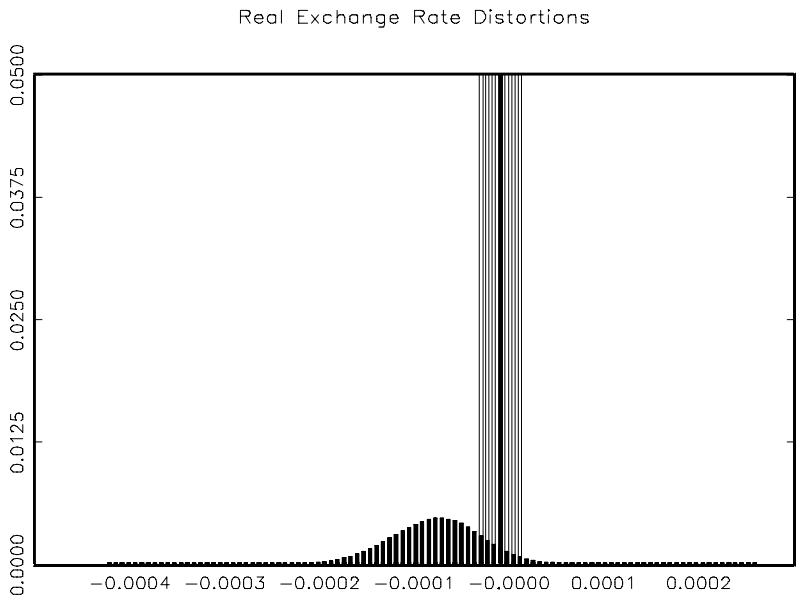
Real Exchange Rate Distortions
0.0000
0.0125
0.0250
0.0375
0.0500
−0.0004
−0.0003
−0.0002
−0.0001
−0.0000
0.0001
0.0002